


Single Assessment Institution-Level Pass Rate Data: Traditional Teacher Preparation Program Within IHE


		<b>HEOA - Title II 2022 - 2023 Academic Year</b>				
<b>Institution Name</b>		Lipscomb University				
<b>Institution Code</b>		1161				
<b>State</b>		Tennessee				
						<i>April 5, 2024</i>
				<b>Statewide</b>		
<i>Group</i>	<i>Number Taking Assessment<sup>1</sup></i>	<i>Number Passing Assessment<sup>2</sup></i>	<i>Institutional Pass Rate</i>	<i>Number Taking Assessment<sup>1</sup></i>	<i>Number Passing Assessment<sup>2</sup></i>	<i>Statewide Pass Rate</i>
All program completers, 2022-23	35	35	100%	1806	1647	91%
All program completers, 2021-22	34	34	100%	1749	1672	96%
All program completers, 2020-21	54	54	100%	1964	1887	96%

Note: In cases where there are less than ten students taking the assessment or license/certificate, the number passing and pass rate are not reported.

1 Number of completers taking one or more assessments within their area of specialization.


2 Summary level "Number Taking Assessment" may differ from assessment level "Number Taking Assessment" because each student is counted once at the summary level but may be counted in multiple assessments at the assessment level.

Single Assessment Institution-Level Pass Rate Data: Traditional Teacher Preparation Program Within IHE


		<b>HEOA - Title II 2022 - 2023 Academic Year</b>									
Institution Name		Lipscomb University									
Institution Code		1161									
State		Tennessee									
		Statewide									
Assessment Information <sup>1</sup>	Group	Number Taking Assessment	Number Passing Assessment	Institutional Pass Rate	Institutional Average Scaled Score	Assessment Cut Score <sup>2</sup>	Number Taking Assessment	Number Passing Assessment	Statewide Pass Rate	Statewide Average Scaled Score	
<b>AGRICULTURE (5701)</b>  Test Company: ETS Score Range: 100-200	All enrolled students who have completed all nonclinical courses, 2022-23						3				
	Other enrolled students, 2022-23						9				
	All program completers, 2022-23						17	17	100%	162	
	All program completers, 2021-22						21	19	90%	164	
	All program completers, 2020-21						21	21	100%	170	
<b>ART CONTENT AND ANALYSIS (5135)</b>  Test Company: ETS Score Range: 100-200	All enrolled students who have completed all nonclinical courses, 2022-23						5				
	Other enrolled students, 2022-23						24	17	71%	166	
	All program completers, 2022-23	1				161	41	39	95%	170	
	All program completers, 2021-22	1				161	30	29	97%	169	
	All program completers, 2020-21						35	35	100%	170	
<b>BIOLOGY CONTENT KNOWLEDGE (0235)</b>  Test Company: ETS Score Range: 100-200	All enrolled students who have completed all nonclinical courses, 2022-23						13	13	100%	166	
	Other enrolled students, 2022-23	4				148	20	15	75%	157	
	All program completers, 2022-23	2				148	54	53	98%	162	
	All program completers, 2021-22	2				148	34	34	100%	162	
	All program completers, 2020-21	2				148	46	45	98%	165	
<b>BUSINESS ED CONTENT KNOWLEDGE (5101)</b>  Test Company: ETS Score Range: 100-200	All enrolled students who have completed all nonclinical courses, 2022-23						2				
	Other enrolled students, 2022-23						2				
	All program completers, 2022-23						4				
	All program completers, 2021-22						5				
	All program completers, 2020-21						10	10	100%	170	

April 5, 2024

Single Assessment Institution-Level Pass Rate Data: Traditional Teacher Preparation Program Within IHE


		<b>HEOA - Title II 2022 - 2023 Academic Year</b>									
Institution Name		Lipscomb University									
Institution Code		1161									
State		Tennessee									
		Statewide									
Assessment Information <sup>1</sup>	Group	Number Taking Assessment	Number Passing Assessment	Institutional Pass Rate	Institutional Average Scaled Score	Assessment Cut Score <sup>2</sup>	Number Taking Assessment	Number Passing Assessment	Statewide Pass Rate	Statewide Average Scaled Score	
<b>CHEMISTRY CONTENT KNOWLEDGE (0245)</b>  Test Company: ETS Score Range: 100-200	All enrolled students who have completed all nonclinical courses, 2022-23						3				
	Other enrolled students, 2022-23						6				
	All program completers, 2022-23						10	10	100%	166	
	All program completers, 2021-22						13	13	100%	168	
	All program completers, 2020-21						13	11	85%	161	
<b>CHINESE (MANDARIN) WORLD LANGUAGE (5665)</b>  Test Company: ETS Score Range: 100-200	All enrolled students who have completed all nonclinical courses, 2022-23										
	Other enrolled students, 2022-23										
	All program completers, 2022-23										
	All program completers, 2021-22										
	All program completers, 2020-21						1				
<b>COMPUTER SCIENCE (5652)</b>  Test Company: ETS Score Range: 100-200	All enrolled students who have completed all nonclinical courses, 2022-23										
	Other enrolled students, 2022-23						2				
	All program completers, 2022-23										
	All program completers, 2021-22										
	All program completers, 2020-21										
<b>EARLY CHILDHOOD EDUCATION (5025)</b>  Test Company: ETS Score Range: 100-200	All enrolled students who have completed all nonclinical courses, 2022-23						35	33	94%	169	
	Other enrolled students, 2022-23	1				156	113	105	93%	172	
	All program completers, 2022-23	1				156	163	161	99%	173	
	All program completers, 2021-22	1				156	149	148	99%	174	
	All program completers, 2020-21	3				156	156	156	100%	175	

Single Assessment Institution-Level Pass Rate Data: Traditional Teacher Preparation Program Within IHE

		<b>HEOA - Title II 2022 - 2023 Academic Year</b>								
<b>Institution Name</b>		Lipscomb University								
<b>Institution Code</b>		1161								
<b>State</b>		Tennessee								
							Statewide			
<i>Assessment Information<sup>1</sup></i>	<i>Group</i>	<i>Number Taking Assessment</i>	<i>Number Passing Assessment</i>	<i>Institutional Pass Rate</i>	<i>Institutional Average Scaled Score</i>	<i>Assessment Cut Score<sup>2</sup></i>	<i>Number Taking Assessment</i>	<i>Number Passing Assessment</i>	<i>Statewide Pass Rate</i>	<i>Statewide Average Scaled Score</i>
<b>EARTH AND SPACE SCIENCES - CK (5571)</b>  <i>Test Company: ETS</i> <i>Score Range: 100-200</i>	All enrolled students who have completed all nonclinical courses, 2022-23									
	Other enrolled students, 2022-23						2			
	All program completers, 2022-23						1			
	All program completers, 2021-22						2			
	All program completers, 2020-21						5			
<b>ECONOMICS (5911)</b>  <i>Test Company: ETS</i> <i>Score Range: 100-200</i>	All enrolled students who have completed all nonclinical courses, 2022-23									
	Other enrolled students, 2022-23						2			
	All program completers, 2022-23						1			
	All program completers, 2021-22						1			
	All program completers, 2020-21						1			
<b>ED OF DEAF AND HARD OF HEARING (5272)</b>  <i>Test Company: ETS</i> <i>Score Range: 100-200</i>	All enrolled students who have completed all nonclinical courses, 2022-23									
	Other enrolled students, 2022-23						4			
	All program completers, 2022-23						1			
	All program completers, 2021-22						3			
	All program completers, 2020-21						5			
<b>EDUCATION OF YOUNG CHILDREN (5024)</b>  <i>Test Company: ETS</i> <i>Score Range: 100-200</i>	All enrolled students who have completed all nonclinical courses, 2022-23						28	25	89%	167
	Other enrolled students, 2022-23						40	31	78%	166
	All program completers, 2022-23	1				160	152	146	96%	171
	All program completers, 2021-22	1				160	143	141	99%	172
	All program completers, 2020-21	3				160	186	181	97%	171


April 5, 2024

Single Assessment Institution-Level Pass Rate Data: Traditional Teacher Preparation Program Within IHE

		<b>HEOA - Title II 2022 - 2023 Academic Year</b>								
Institution Name		Lipscomb University								
Institution Code		1161								
State		Tennessee								
							Statewide			
Assessment Information <sup>1</sup>	Group	Number Taking Assessment	Number Passing Assessment	Institutional Pass Rate	Institutional Average Scaled Score	Assessment Cut Score <sup>2</sup>	Number Taking Assessment	Number Passing Assessment	Statewide Pass Rate	Statewide Average Scaled Score
<b>ELEM ED CONTENT KNOWLEDGE (5018)</b>  Test Company: ETS Score Range: 100-200	All enrolled students who have completed all nonclinical courses, 2022-23									
	Other enrolled students, 2022-23									
	All program completers, 2022-23									
	All program completers, 2021-22	1				163	11	11	100%	174
	All program completers, 2020-21	8				163	97	95	98%	174
<b>ELEM ED CURR INSTRUC ASSESSMENT (5017)</b>  Test Company: ETS Score Range: 100-200	All enrolled students who have completed all nonclinical courses, 2022-23									
	Other enrolled students, 2022-23									
	All program completers, 2022-23									
	All program completers, 2021-22						1			
	All program completers, 2020-21						25	24	96%	174
<b>ELEM ED MULTI SUBJ MATHEMATICS (5003)</b>  Test Company: ETS Score Range: 100-200	All enrolled students who have completed all nonclinical courses, 2022-23	4				157	196	178	91%	175
	Other enrolled students, 2022-23	23	14	61%	164	157	595	520	87%	173
	All program completers, 2022-23	18	18	100%	179	157	666	647	97%	177
	All program completers, 2021-22	16	16	100%	177	157	763	748	98%	177
	All program completers, 2020-21	14	14	100%	171	157	780	773	99%	177
<b>ELEM ED MULTI SUBJ READING LANG ARTS (5002)</b>  Test Company: ETS Score Range: 100-200	All enrolled students who have completed all nonclinical courses, 2022-23	4				157	195	184	94%	170
	Other enrolled students, 2022-23	24	17	71%	164	157	587	526	90%	170
	All program completers, 2022-23	18	18	100%	175	157	663	653	98%	173
	All program completers, 2021-22	16	16	100%	173	157	761	755	99%	173
	All program completers, 2020-21	14	14	100%	171	157	780	776	99%	172

April 5, 2024

Single Assessment Institution-Level Pass Rate Data: Traditional Teacher Preparation Program Within IHE

		<b>HEOA - Title II 2022 - 2023 Academic Year</b>								
<b>Institution Name</b>		<b>Lipscomb University</b>								
<b>Institution Code</b>		<b>1161</b>								
<b>State</b>		<b>Tennessee</b>								
							Statewide <span style="float: right; font-size: small;">April 5, 2024</span>			
Assessment Information <sup>1</sup>	Group	Number Taking Assessment	Number Passing Assessment	Institutional Pass Rate	Institutional Average Scaled Score	Assessment Cut Score <sup>2</sup>	Number Taking Assessment	Number Passing Assessment	Statewide Pass Rate	Statewide Average Scaled Score
<b>ELEM ED MULTI SUBJ SCIENCES (5005)</b>  Test Company: ETS Score Range: 100-200	All enrolled students who have completed all nonclinical courses, 2022-23	4				159	195	172	88%	170
	Other enrolled students, 2022-23	26	16	62%	164	159	594	502	85%	169
	All program completers, 2022-23	18	18	100%	170	159	662	639	97%	172
	All program completers, 2021-22	16	16	100%	171	159	761	751	99%	173
	All program completers, 2020-21	15	15	100%	170	159	780	771	99%	173
<b>ELEM ED MULTI SUBJ SOCIAL STUDIES (5004)</b>  Test Company: ETS Score Range: 100-200	All enrolled students who have completed all nonclinical courses, 2022-23	4				155	194	170	88%	167
	Other enrolled students, 2022-23	23	15	65%	162	155	585	474	81%	164
	All program completers, 2022-23	18	18	100%	169	155	666	633	95%	168
	All program completers, 2021-22	16	16	100%	170	155	761	743	98%	169
	All program completers, 2020-21	15	15	100%	168	155	780	766	98%	169
<b>ENGLISH LANGUAGE ARTS: CK (5038)</b>  Test Company: ETS Score Range: 100-200	All enrolled students who have completed all nonclinical courses, 2022-23						8			
	Other enrolled students, 2022-23	11	6	55%	164	167	78	65	83%	175
	All program completers, 2022-23	5				167	147	143	97%	179
	All program completers, 2021-22	3				167	124	123	99%	181
	All program completers, 2020-21	6				167	131	127	97%	181
<b>ENGLISH TO SPEAKERS OF OTHER LANGUAGES (5362)</b>  Test Company: ETS Score Range: 100-200	All enrolled students who have completed all nonclinical courses, 2022-23						30	30	100%	173
	Other enrolled students, 2022-23	3				155	61	55	90%	168
	All program completers, 2022-23	13	13	100%	164	155	93	92	99%	173
	All program completers, 2021-22	16	16	100%	169	155	81	81	100%	176
	All program completers, 2020-21	19	19	100%	171	155	59	59	100%	179

Single Assessment Institution-Level Pass Rate Data: Traditional Teacher Preparation Program Within IHE




**HEOA - Title II  
2022 - 2023 Academic Year**

<b>Institution Name</b>	Lipscomb University
<b>Institution Code</b>	1161
<b>State</b>	Tennessee

April 5, 2024


Assessment Information <sup>1</sup>	Group	Number Taking Assessment	Number Passing Assessment	Institutional Pass Rate	Institutional Average Scaled Score	Assessment Cut Score <sup>2</sup>	Statewide			
							Number Taking Assessment	Number Passing Assessment	Statewide Pass Rate	Statewide Average Scaled Score
<b>FAMILY AND CONSUMER SCIENCES (5122)</b>  Test Company: ETS Score Range: 100-200	All enrolled students who have completed all nonclinical courses, 2022-23									
	Other enrolled students, 2022-23						3			
	All program completers, 2022-23						9			
	All program completers, 2021-22						2			
	All program completers, 2020-21						2			
<b>FRENCH WORLD LANGUAGE (5174)</b>  Test Company: ETS Score Range: 100-200	All enrolled students who have completed all nonclinical courses, 2022-23						1			
	Other enrolled students, 2022-23						2			
	All program completers, 2022-23						2			
	All program completers, 2021-22									
	All program completers, 2020-21						1			
<b>GEOGRAPHY (5921)</b>  Test Company: ETS Score Range: 100-200	All enrolled students who have completed all nonclinical courses, 2022-23									
	Other enrolled students, 2022-23						5			
	All program completers, 2022-23						3			
	All program completers, 2021-22						3			
	All program completers, 2020-21									
<b>GERMAN WORLD LANGUAGE (5183)</b>  Test Company: ETS Score Range: 100-200	All enrolled students who have completed all nonclinical courses, 2022-23									
	Other enrolled students, 2022-23									
	All program completers, 2022-23									
	All program completers, 2021-22						3			
	All program completers, 2020-21						3			

Single Assessment Institution-Level Pass Rate Data: Traditional Teacher Preparation Program Within IHE

		<b>HEOA - Title II 2022 - 2023 Academic Year</b>								
<b>Institution Name</b>		Lipscomb University								
<b>Institution Code</b>		1161								
<b>State</b>		Tennessee								
							Statewide			
Assessment Information <sup>1</sup>	Group	Number Taking Assessment	Number Passing Assessment	Institutional Pass Rate	Institutional Average Scaled Score	Assessment Cut Score <sup>2</sup>	Number Taking Assessment	Number Passing Assessment	Statewide Pass Rate	Statewide Average Scaled Score
<b>GIFTED EDUCATION (5358)</b>  Test Company: ETS Score Range: 100-200	All enrolled students who have completed all nonclinical courses, 2022-23									
	Other enrolled students, 2022-23									
	All program completers, 2022-23									
	All program completers, 2021-22									
	All program completers, 2020-21						1			
<b>GOVERNMENT POLITICAL SCIENCE (5931)</b>  Test Company: ETS Score Range: 100-200	All enrolled students who have completed all nonclinical courses, 2022-23									
	Other enrolled students, 2022-23						3			
	All program completers, 2022-23						7			
	All program completers, 2021-22	1				149	7			
	All program completers, 2020-21						5			
<b>HEALTH AND PE (5857)</b>  Test Company: ETS Score Range: 100-200	All enrolled students who have completed all nonclinical courses, 2022-23									
	Other enrolled students, 2022-23						1			
	All program completers, 2022-23									
	All program completers, 2021-22									
	All program completers, 2020-21									
<b>HEALTH EDUCATION (5551)</b>  Test Company: ETS Score Range: 100-200	All enrolled students who have completed all nonclinical courses, 2022-23						2			
	Other enrolled students, 2022-23						22	19	86%	158
	All program completers, 2022-23						24	24	100%	162
	All program completers, 2021-22						18	18	100%	161
	All program completers, 2020-21	2					144	23	23	100%




Single Assessment Institution-Level Pass Rate Data: Traditional Teacher Preparation Program Within IHE


		<b>HEOA - Title II 2022 - 2023 Academic Year</b>									
Institution Name		Lipscomb University									
Institution Code		1161									
State		Tennessee									
		Statewide									
Assessment Information <sup>1</sup>		Group	Number Taking Assessment	Number Passing Assessment	Institutional Pass Rate	Institutional Average Scaled Score	Assessment Cut Score <sup>2</sup>	Number Taking Assessment	Number Passing Assessment	Statewide Pass Rate	Statewide Average Scaled Score
<b>LIBRARY MEDIA SPECIALIST (5311)</b>  Test Company: ETS Score Range: 100-200	All enrolled students who have completed all nonclinical courses, 2022-23							1			
	Other enrolled students, 2022-23							3			
	All program completers, 2022-23							12	12	100%	163
	All program completers, 2021-22							11	11	100%	167
	All program completers, 2020-21							6			
<b>MATHEMATICS CONTENT KNOWLEDGE (5161)</b>  Test Company: ETS Score Range: 100-200	All enrolled students who have completed all nonclinical courses, 2022-23							2			
	Other enrolled students, 2022-23		2				160	20	13	65%	158
	All program completers, 2022-23		2				160	29	25	86%	165
	All program completers, 2021-22		2				160	35	34	97%	172
	All program completers, 2020-21		1				160	53	51	96%	171
<b>MATHEMATICS (5165)</b>  Test Company: ETS Score Range: 100-200	All enrolled students who have completed all nonclinical courses, 2022-23							2			
	Other enrolled students, 2022-23		5				159	20	14	70%	166
	All program completers, 2022-23							13	12	92%	174
	All program completers, 2021-22										
	All program completers, 2020-21										
<b>MIDDLE SCHOOL ENG LANG ARTS (5047)</b>  Test Company: ETS Score Range: 100-200	All enrolled students who have completed all nonclinical courses, 2022-23										
	Other enrolled students, 2022-23		6				164	12	1	8%	149
	All program completers, 2022-23		1				164	10	10	100%	171
	All program completers, 2021-22							10	7	70%	163
	All program completers, 2020-21							12	12	100%	173

April 5, 2024

Single Assessment Institution-Level Pass Rate Data: Traditional Teacher Preparation Program Within IHE


		<b>HEOA - Title II 2022 - 2023 Academic Year</b>					Statewide <span style="float: right; font-size: small;">April 5, 2024</span>				
<b>Institution Name</b>		Lipscomb University									
<b>Institution Code</b>		1161									
<b>State</b>		Tennessee									
<b>Assessment Information<sup>1</sup></b>		<b>Group</b>	<b>Number Taking Assessment</b>	<b>Number Passing Assessment</b>	<b>Institutional Pass Rate</b>	<b>Institutional Average Scaled Score</b>	<b>Assessment Cut Score<sup>2</sup></b>	<b>Number Taking Assessment</b>	<b>Number Passing Assessment</b>	<b>Statewide Pass Rate</b>	<b>Statewide Average Scaled Score</b>
<b>MIDDLE SCHOOL MATHEMATICS (5164)</b>  Test Company: ETS Score Range: 100-200	All enrolled students who have completed all nonclinical courses, 2022-23							1			
	Other enrolled students, 2022-23		3				157	18	14	78%	165
	All program completers, 2022-23							24	21	88%	168
	All program completers, 2021-22										
	All program completers, 2020-21										
<b>MIDDLE SCHOOL MATHEMATICS (5169)</b>  Test Company: ETS Score Range: 100-200	All enrolled students who have completed all nonclinical courses, 2022-23							6			
	Other enrolled students, 2022-23		1				165	4			
	All program completers, 2022-23							32	31	97%	173
	All program completers, 2021-22							31	31	100%	176
	All program completers, 2020-21		1				165	31	30	97%	174
<b>MIDDLE SCHOOL SCIENCE (5440)</b>  Test Company: ETS Score Range: 100-200	All enrolled students who have completed all nonclinical courses, 2022-23										
	Other enrolled students, 2022-23							2			
	All program completers, 2022-23							3			
	All program completers, 2021-22		1				150	10	10	100%	164
	All program completers, 2020-21							10	10	100%	163
<b>MIDDLE SCHOOL SCIENCE (5442)</b>  Test Company: ETS Score Range: 100-200	All enrolled students who have completed all nonclinical courses, 2022-23										
	Other enrolled students, 2022-23		1				152	7			
	All program completers, 2022-23		1				152	20	17	85%	160
	All program completers, 2021-22							3			
	All program completers, 2020-21							1			

Single Assessment Institution-Level Pass Rate Data: Traditional Teacher Preparation Program Within IHE

		<b>HEOA - Title II 2022 - 2023 Academic Year</b>									
Institution Name		Lipscomb University									
Institution Code		1161									
State		Tennessee									
		Statewide									
Assessment Information <sup>1</sup>	Group	Number Taking Assessment	Number Passing Assessment	Institutional Pass Rate	Institutional Average Scaled Score	Assessment Cut Score <sup>2</sup>	Number Taking Assessment	Number Passing Assessment	Statewide Pass Rate	Statewide Average Scaled Score	
<b>MIDDLE SCHOOL SOCIAL STUDIES (5089)</b>  Test Company: ETS Score Range: 100-200	All enrolled students who have completed all nonclinical courses, 2022-23						2				
	Other enrolled students, 2022-23	1				146	6				
	All program completers, 2022-23						9				
	All program completers, 2021-22						7				
	All program completers, 2020-21						5				
<b>MUSIC CONTENT &amp; INSTRUCTION (5114)</b>  Test Company: ETS Score Range: 100-200	All enrolled students who have completed all nonclinical courses, 2022-23						14	8	57%	163	
	Other enrolled students, 2022-23						71	47	66%	163	
	All program completers, 2022-23						102	83	81%	165	
	All program completers, 2021-22						115	107	93%	169	
	All program completers, 2020-21	4				162	121	116	96%	170	
<b>MUSIC: INSTRUMENTAL AND GENERAL KNOWLEDGE (5115)</b>  Test Company: ETS Score Range: 100-200	All enrolled students who have completed all nonclinical courses, 2022-23						1				
	Other enrolled students, 2022-23						12	9	75%	157	
	All program completers, 2022-23										
	All program completers, 2021-22										
	All program completers, 2020-21										
<b>MUSIC: VOCAL AND GENERAL KNOWLEDGE (5116)</b>  Test Company: ETS Score Range: 100-200	All enrolled students who have completed all nonclinical courses, 2022-23						1				
	Other enrolled students, 2022-23										
	All program completers, 2022-23						1				
	All program completers, 2021-22										
	All program completers, 2020-21										

April 5, 2024


Single Assessment Institution-Level Pass Rate Data: Traditional Teacher Preparation Program Within IHE

	<b>HEOA - Title II 2022 - 2023 Academic Year</b>
	Lipscomb University
	1161
	Tennessee

April 5, 2024


Assessment Information <sup>1</sup>	Group	Number Taking Assessment	Number Passing Assessment	Institutional Pass Rate	Institutional Average Scaled Score	Assessment Cut Score <sup>2</sup>	Statewide			
							Number Taking Assessment	Number Passing Assessment	Statewide Pass Rate	Statewide Average Scaled Score
<b>PHYSICAL ED CONTENT AND DESIGN (5095)</b>  Test Company: ETS Score Range: 100-200	All enrolled students who have completed all nonclinical courses, 2022-23						14	13	93%	171
	Other enrolled students, 2022-23	1				169	38	22	58%	166
	All program completers, 2022-23						59	54	92%	173
	All program completers, 2021-22						60	54	90%	171
	All program completers, 2020-21	2				169	62	60	97%	173
<b>PHYSICAL ED CONTENT KNOWLEDGE (5091)</b>  Test Company: ETS Score Range: 100-200	All enrolled students who have completed all nonclinical courses, 2022-23						1			
	Other enrolled students, 2022-23						2			
	All program completers, 2022-23									
	All program completers, 2021-22						1			
	All program completers, 2020-21									
<b>PHYSICS CONTENT KNOWLEDGE (5265)</b>  Test Company: ETS Score Range: 100-200	All enrolled students who have completed all nonclinical courses, 2022-23									
	Other enrolled students, 2022-23						1			
	All program completers, 2022-23						6			
	All program completers, 2021-22						2			
	All program completers, 2020-21						1			
<b>PRINC LEARNING AND TEACHING 5-9 (5623)</b>  Test Company: ETS Score Range: 100-200	All enrolled students who have completed all nonclinical courses, 2022-23						1			
	Other enrolled students, 2022-23						2			
	All program completers, 2022-23						3			
	All program completers, 2021-22						8			
	All program completers, 2020-21						34	33	97%	176

Single Assessment Institution-Level Pass Rate Data: Traditional Teacher Preparation Program Within IHE

		<b>HEOA - Title II 2022 - 2023 Academic Year</b>									
Institution Name		Lipscomb University									
Institution Code		1161									
State		Tennessee									
		Statewide									
Assessment Information <sup>1</sup>		Group	Number Taking Assessment	Number Passing Assessment	Institutional Pass Rate	Institutional Average Scaled Score	Assessment Cut Score <sup>2</sup>	Number Taking Assessment	Number Passing Assessment	Statewide Pass Rate	Statewide Average Scaled Score
<b>PRINC LEARNING AND TEACHING 7-12 (5624)</b>  Test Company: ETS Score Range: 100-200	All enrolled students who have completed all nonclinical courses, 2022-23							7			
	Other enrolled students, 2022-23		2				157	12	12	100%	179
	All program completers, 2022-23							24	23	96%	174
	All program completers, 2021-22							28	27	96%	174
	All program completers, 2020-21		1				157	170	168	99%	177
<b>PRINC LEARNING AND TEACHING EARLY CHILD (5621)</b>  Test Company: ETS Score Range: 100-200	All enrolled students who have completed all nonclinical courses, 2022-23							2			
	Other enrolled students, 2022-23							1			
	All program completers, 2022-23							7			
	All program completers, 2021-22							9			
	All program completers, 2020-21							24	24	100%	171
<b>PRINC LEARNING AND TEACHING K-6 (5622)</b>  Test Company: ETS Score Range: 100-200	All enrolled students who have completed all nonclinical courses, 2022-23							10	9	90%	176
	Other enrolled students, 2022-23							11	10	91%	174
	All program completers, 2022-23							20	20	100%	179
	All program completers, 2021-22							60	59	98%	177
	All program completers, 2020-21		2				160	276	274	99%	177
<b>PSYCHOLOGY (5391)</b>  Test Company: ETS Score Range: 100-200	All enrolled students who have completed all nonclinical courses, 2022-23										
	Other enrolled students, 2022-23										
	All program completers, 2022-23							4			
	All program completers, 2021-22							1			
	All program completers, 2020-21							1			


April 5, 2024

Single Assessment Institution-Level Pass Rate Data: Traditional Teacher Preparation Program Within IHE

		<b>HEOA - Title II 2022 - 2023 Academic Year</b>									
Institution Name		Lipscomb University									
Institution Code		1161									
State		Tennessee									
		Statewide									
Assessment Information <sup>1</sup>		Group	Number Taking Assessment	Number Passing Assessment	Institutional Pass Rate	Institutional Average Scaled Score	Assessment Cut Score <sup>2</sup>	Number Taking Assessment	Number Passing Assessment	Statewide Pass Rate	Statewide Average Scaled Score
<b>SE CK AND MILD TO MODERATE APPL (5543)</b>  Test Company: ETS Score Range: 100-200	All enrolled students who have completed all nonclinical courses, 2022-23		1				158	19	16	84%	167
	Other enrolled students, 2022-23		14	9	64%	164	158	88	73	83%	168
	All program completers, 2022-23		6				158	128	121	95%	171
	All program completers, 2021-22		2				158	96	96	100%	173
	All program completers, 2020-21		5				158	92	90	98%	173
<b>SE CK AND SEVERE TO PROF APPL (5545)</b>  Test Company: ETS Score Range: 100-200	All enrolled students who have completed all nonclinical courses, 2022-23							16	16	100%	173
	Other enrolled students, 2022-23							30	27	90%	172
	All program completers, 2022-23							80	80	100%	177
	All program completers, 2021-22							76	76	100%	180
	All program completers, 2020-21							67	67	100%	177
<b>SE CORE KNOWLEDGE &amp; APPLICATIONS (5354)</b>  Test Company: ETS Score Range: 100-200	All enrolled students who have completed all nonclinical courses, 2022-23							5			
	Other enrolled students, 2022-23							4			
	All program completers, 2022-23							30	30	100%	175
	All program completers, 2021-22							43	43	100%	172
	All program completers, 2020-21							58	58	100%	170
<b>SE TEACHING STU WVISUAL IMPAIRMENT (5282)</b>  Test Company: ETS Score Range: 100-200	All enrolled students who have completed all nonclinical courses, 2022-23										
	Other enrolled students, 2022-23										
	All program completers, 2022-23							3			
	All program completers, 2021-22										
	All program completers, 2020-21										


April 5, 2024

Single Assessment Institution-Level Pass Rate Data: Traditional Teacher Preparation Program Within IHE

		<b>HEOA - Title II 2022 - 2023 Academic Year</b>									
Institution Name		Lipscomb University									
Institution Code		1161									
State		Tennessee									
		Statewide									
Assessment Information <sup>1</sup>	Group	Number Taking Assessment	Number Passing Assessment	Institutional Pass Rate	Institutional Average Scaled Score	Assessment Cut Score <sup>2</sup>	Number Taking Assessment	Number Passing Assessment	Statewide Pass Rate	Statewide Average Scaled Score	
<b>SE: PRESCHOOL EARLY CHILDHOOD (5691)</b>  Test Company: ETS Score Range: 100-200	All enrolled students who have completed all nonclinical courses, 2022-23						5				
	Other enrolled students, 2022-23						37	32	86%	168	
	All program completers, 2022-23						52	51	98%	171	
	All program completers, 2021-22						40	40	100%	170	
	All program completers, 2020-21						54	54	100%	171	
<b>SOCIOLOGY (5952)</b>  Test Company: ETS Score Range: 100-200	All enrolled students who have completed all nonclinical courses, 2022-23										
	Other enrolled students, 2022-23										
	All program completers, 2022-23						2				
	All program completers, 2021-22										
	All program completers, 2020-21										
<b>SPANISH WORLD LANGUAGE (5195)</b>  Test Company: ETS Score Range: 100-200	All enrolled students who have completed all nonclinical courses, 2022-23						1				
	Other enrolled students, 2022-23	2				163	10	4	40%	155	
	All program completers, 2022-23	3				163	9				
	All program completers, 2021-22						3				
	All program completers, 2020-21						9				
<b>SPEECH COMMUNICATION: CK (5221)</b>  Test Company: ETS Score Range: 100-200	All enrolled students who have completed all nonclinical courses, 2022-23										
	Other enrolled students, 2022-23						1				
	All program completers, 2022-23										
	All program completers, 2021-22										
	All program completers, 2020-21										

April 5, 2024


Single Assessment Institution-Level Pass Rate Data: Traditional Teacher Preparation Program Within IHE

		<b>HEOA - Title II 2022 - 2023 Academic Year</b>									
Institution Name		Lipscomb University									
Institution Code		1161									
State		Tennessee									
		Statewide									
Assessment Information <sup>1</sup>		Group	Number Taking Assessment	Number Passing Assessment	Institutional Pass Rate	Institutional Average Scaled Score	Assessment Cut Score <sup>2</sup>	Number Taking Assessment	Number Passing Assessment	Statewide Pass Rate	Statewide Average Scaled Score
<b>TEACHING READING: ELEM EDUCATION (5203)</b>  Test Company: ETS Score Range: 100-200	All enrolled students who have completed all nonclinical courses, 2022-23							5			
	Other enrolled students, 2022-23		2				162	18	12	67%	167
	All program completers, 2022-23							20	20	100%	175
	All program completers, 2021-22		1				162	29	29	100%	173
	All program completers, 2020-21		26	26	100%	178	162	599	597	100%	176
<b>TEACHING READING: ELEMENTARY (5205)</b>  Test Company: ETS Score Range: 100-200	All enrolled students who have completed all nonclinical courses, 2022-23		3				159	242	209	86%	166
	Other enrolled students, 2022-23		16	12	75%	166	159	501	401	80%	167
	All program completers, 2022-23		22	22	100%	170	159	1021	984	96%	169
	All program completers, 2021-22		19	19	100%	173	159	1057	1035	98%	169
	All program completers, 2020-21		5				159	627	608	97%	169
<b>THEATRE (5641)</b>  Test Company: ETS Score Range: 100-200	All enrolled students who have completed all nonclinical courses, 2022-23							2			
	Other enrolled students, 2022-23		1				159	10	9	90%	168
	All program completers, 2022-23							6			
	All program completers, 2021-22		2				159	9			
	All program completers, 2020-21		1				159	8			
<b>WORLD AND U.S. HISTORY CK (5941)</b>  Test Company: ETS Score Range: 100-200	All enrolled students who have completed all nonclinical courses, 2022-23		1				157	16	13	81%	167
	Other enrolled students, 2022-23		3				157	43	31	72%	160
	All program completers, 2022-23							112	92	82%	163
	All program completers, 2021-22		4				157	104	102	98%	167
	All program completers, 2020-21		6				157	109	101	93%	165

April 5, 2024




Single Assessment Institution-Level Pass Rate Data: Traditional Teacher Preparation Program Within IHE

	<b>HEOA - Title II 2022 - 2023 Academic Year</b>
	Lipscomb University
	1161
	Tennessee

April 5, 2024


Assessment Information <sup>1</sup>	Group	Number Taking Assessment	Number Passing Assessment	Institutional Pass Rate	Institutional Average Scaled Score	Assessment Cut Score <sup>2</sup>	Statewide			
							Number Taking Assessment	Number Passing Assessment	Statewide Pass Rate	Statewide Average Scaled Score
<b>EDTPA: AGRICULTURAL EDUCATION (TPA0100)</b>  Test Company: E.S. Pearson* Score Range: 15-75	All enrolled students who have completed all nonclinical courses, 2022-23									
	Other enrolled students, 2022-23						4			
	All program completers, 2022-23						17	16	94%	49
	All program completers, 2021-22						22	22	100%	50
	All program completers, 2020-21						14	13	93%	45
<b>EDTPA: BUSINESS EDUCATION (TPA0102)</b>  Test Company: E.S. Pearson* Score Range: 15-75	All enrolled students who have completed all nonclinical courses, 2022-23									
	Other enrolled students, 2022-23									
	All program completers, 2022-23						4			
	All program completers, 2021-22						4			
	All program completers, 2020-21						7			
<b>EDTPA: EARLY CHILDHOOD (TPA0014)</b>  Test Company: E.S. Pearson* Score Range: 15-75	All enrolled students who have completed all nonclinical courses, 2022-23						1			
	Other enrolled students, 2022-23						11	11	100%	45
	All program completers, 2022-23						154	153	99%	46
	All program completers, 2021-22						127	127	100%	45
	All program completers, 2020-21						141	140	99%	45
<b>EDTPA: ELEM ED LITERACY WITH MATHEMATICS TASK 4 (TPA0110)</b>  Test Company: E.S. Pearson* Score Range: 18-90	All enrolled students who have completed all nonclinical courses, 2022-23						67	66	99%	54
	Other enrolled students, 2022-23						63	63	100%	54
	All program completers, 2022-23						36	36	100%	57
	All program completers, 2021-22						71	71	100%	55
	All program completers, 2020-21						142	142	100%	55

Single Assessment Institution-Level Pass Rate Data: Traditional Teacher Preparation Program Within IHE


		<b>HEOA - Title II 2022 - 2023 Academic Year</b>								
Institution Name		Lipscomb University								
Institution Code		1161								
State		Tennessee								
							Statewide			
Assessment Information <sup>1</sup>	Group	Number Taking Assessment	Number Passing Assessment	Institutional Pass Rate	Institutional Average Scaled Score	Assessment Cut Score <sup>2</sup>	Number Taking Assessment	Number Passing Assessment	Statewide Pass Rate	Statewide Average Scaled Score
<b>EDTPA: ELEM ED MATHEMATICS WITH LITERACY TASK 4 (TPA0149)</b>  Test Company: E.S. Pearson* Score Range: 18-90	All enrolled students who have completed all nonclinical courses, 2022-23									
	Other enrolled students, 2022-23									
	All program completers, 2022-23						17	17	100%	59
	All program completers, 2021-22						13	13	100%	54
	All program completers, 2020-21						12	12	100%	57
<b>EDTPA: ELEMENTARY LITERACY (TPA0001)</b>  Test Company: E.S. Pearson* Score Range: 15-75	All enrolled students who have completed all nonclinical courses, 2022-23						5			
	Other enrolled students, 2022-23						19	19	100%	47
	All program completers, 2022-23	4				40	300	296	99%	46
	All program completers, 2021-22	7				40	362	358	99%	47
	All program completers, 2020-21	14	14	100%	47	40	227	225	99%	47
<b>EDTPA: ELEMENTARY MATHEMATICS (TPA0002)</b>  Test Company: E.S. Pearson* Score Range: 15-75	All enrolled students who have completed all nonclinical courses, 2022-23						3			
	Other enrolled students, 2022-23						10	10	100%	45
	All program completers, 2022-23	11	11	100%	48	40	284	277	98%	47
	All program completers, 2021-22	9				40	277	274	99%	46
	All program completers, 2020-21	5				40	248	246	99%	46
<b>EDTPA: ENGLISH AS AN ADDITIONAL LANGUAGE (TPA0115)</b>  Test Company: E.S. Pearson* Score Range: 15-75	All enrolled students who have completed all nonclinical courses, 2022-23									
	Other enrolled students, 2022-23						1			
	All program completers, 2022-23						10	10	100%	49
	All program completers, 2021-22						14	14	100%	52
	All program completers, 2020-21	1				40	16	16	100%	48

April 5, 2024


Single Assessment Institution-Level Pass Rate Data: Traditional Teacher Preparation Program Within IHE

		<b>HEOA - Title II 2022 - 2023 Academic Year</b>								
<b>Institution Name</b>		Lipscomb University								
<b>Institution Code</b>		1161								
<b>State</b>		Tennessee								
							April 5, 2024			
Assessment Information <sup>1</sup>	Group	Number Taking Assessment	Number Passing Assessment	Institutional Pass Rate	Institutional Average Scaled Score	Assessment Cut Score <sup>2</sup>	Statewide			
							Number Taking Assessment	Number Passing Assessment	Statewide Pass Rate	Statewide Average Scaled Score
<b>EDTPA: FAMILY AND CONSUMER SCIENCES (TPA0117)</b>  Test Company: E.S. Pearson* Score Range: 15-75	All enrolled students who have completed all nonclinical courses, 2022-23									
	Other enrolled students, 2022-23									
	All program completers, 2022-23						8			
	All program completers, 2021-22						2			
	All program completers, 2020-21									
<b>EDTPA: HEALTH EDUCATION (TPA0119)</b>  Test Company: E.S. Pearson* Score Range: 15-75	All enrolled students who have completed all nonclinical courses, 2022-23									
	Other enrolled students, 2022-23									
	All program completers, 2022-23						1			
	All program completers, 2021-22									
	All program completers, 2020-21	1				40	2			
<b>EDTPA: K-12 PERFORMING ARTS (TPA0021)</b>  Test Company: E.S. Pearson* Score Range: 15-75	All enrolled students who have completed all nonclinical courses, 2022-23									
	Other enrolled students, 2022-23						21	19	90%	44
	All program completers, 2022-23						97	94	97%	48
	All program completers, 2021-22	2				40	115	112	97%	47
	All program completers, 2020-21	5				40	88	88	100%	48
<b>EDTPA: LIBRARY SPECIALIST (TPA0127)</b>  Test Company: E.S. Pearson* Score Range: 15-75	All enrolled students who have completed all nonclinical courses, 2022-23									
	Other enrolled students, 2022-23									
	All program completers, 2022-23									
	All program completers, 2021-22									
	All program completers, 2020-21						1			

Single Assessment Institution-Level Pass Rate Data: Traditional Teacher Preparation Program Within IHE


		<b>HEOA - Title II 2022 - 2023 Academic Year</b>								
<b>Institution Name</b>		Lipscomb University								
<b>Institution Code</b>		1161								
<b>State</b>		Tennessee								
							April 5, 2024			
Assessment Information <sup>1</sup>	Group	Number Taking Assessment	Number Passing Assessment	Institutional Pass Rate	Institutional Average Scaled Score	Assessment Cut Score <sup>2</sup>	Statewide			
							Number Taking Assessment	Number Passing Assessment	Statewide Pass Rate	Statewide Average Scaled Score
<b>EDTPA: MIDDLE CHILDHOOD ENGLISH LANGUAGE ARTS (TPA0018)</b>  Test Company: E.S. Pearson* Score Range: 15-75	All enrolled students who have completed all nonclinical courses, 2022-23									
	Other enrolled students, 2022-23									
	All program completers, 2022-23	1				40	7			
	All program completers, 2021-22						8			
	All program completers, 2020-21						10	10	100%	48
<b>EDTPA: MIDDLE CHILDHOOD HISTORY-SOCIAL STUDIES (TPA0019)</b>  Test Company: E.S. Pearson* Score Range: 15-75	All enrolled students who have completed all nonclinical courses, 2022-23									
	Other enrolled students, 2022-23						3			
	All program completers, 2022-23						8			
	All program completers, 2021-22						3			
	All program completers, 2020-21						5			
<b>EDTPA: MIDDLE CHILDHOOD MATHEMATICS (TPA0016)</b>  Test Company: E.S. Pearson* Score Range: 15-75	All enrolled students who have completed all nonclinical courses, 2022-23						7			
	Other enrolled students, 2022-23						2			
	All program completers, 2022-23						45	42	93%	47
	All program completers, 2021-22						26	26	100%	48
	All program completers, 2020-21	2				40	20	20	100%	47
<b>EDTPA: MIDDLE CHILDHOOD SCIENCE (TPA0017)</b>  Test Company: E.S. Pearson* Score Range: 15-75	All enrolled students who have completed all nonclinical courses, 2022-23									
	Other enrolled students, 2022-23									
	All program completers, 2022-23	1				40	20	17	85%	45
	All program completers, 2021-22	1				40	11	11	100%	47
	All program completers, 2020-21						5			

Single Assessment Institution-Level Pass Rate Data: Traditional Teacher Preparation Program Within IHE


		<b>HEOA - Title II 2022 - 2023 Academic Year</b>									
Institution Name		Lipscomb University									
Institution Code		1161									
State		Tennessee									
		Statewide									
Assessment Information <sup>1</sup>	Group	Number Taking Assessment	Number Passing Assessment	Institutional Pass Rate	Institutional Average Scaled Score	Assessment Cut Score <sup>2</sup>	Number Taking Assessment	Number Passing Assessment	Statewide Pass Rate	Statewide Average Scaled Score	
<b>EDTPA: PHYSICAL EDUCATION (TPA0011)</b>  Test Company: E.S. Pearson* Score Range: 15-75	All enrolled students who have completed all nonclinical courses, 2022-23						3				
	Other enrolled students, 2022-23						2				
	All program completers, 2022-23						58	53	91%	43	
	All program completers, 2021-22						45	43	96%	44	
	All program completers, 2020-21		1				40	37	95%	43	
<b>EDTPA: SCHOOL LIBRARIAN-LIBRARY SPECIALIST (TPA0150)</b>  Test Company: E.S. Pearson* Score Range: 15-75	All enrolled students who have completed all nonclinical courses, 2022-23										
	Other enrolled students, 2022-23						2				
	All program completers, 2022-23										
	All program completers, 2021-22										
	All program completers, 2020-21										
<b>EDTPA: SECONDARY ENGLISH LANGUAGE ARTS (TPA0003)</b>  Test Company: E.S. Pearson* Score Range: 15-75	All enrolled students who have completed all nonclinical courses, 2022-23						3				
	Other enrolled students, 2022-23		1			40	14	14	100%	48	
	All program completers, 2022-23		5			40	136	135	99%	49	
	All program completers, 2021-22		3			40	115	115	100%	49	
	All program completers, 2020-21		5			40	90	89	99%	48	
<b>EDTPA: SECONDARY HISTORY-SOCIAL STUDIES (TPA0004)</b>  Test Company: E.S. Pearson* Score Range: 15-75	All enrolled students who have completed all nonclinical courses, 2022-23						3				
	Other enrolled students, 2022-23						5				
	All program completers, 2022-23						105	103	98%	46	
	All program completers, 2021-22		4			40	105	104	99%	47	
	All program completers, 2020-21		6			40	77	76	99%	47	

April 5, 2024

Single Assessment Institution-Level Pass Rate Data: Traditional Teacher Preparation Program Within IHE

		<b>HEOA - Title II 2022 - 2023 Academic Year</b>								
<b>Institution Name</b>		Lipscomb University								
<b>Institution Code</b>		1161								
<b>State</b>		Tennessee								
							April 5, 2024			
Assessment Information <sup>1</sup>	Group	Number Taking Assessment	Number Passing Assessment	Institutional Pass Rate	Institutional Average Scaled Score	Assessment Cut Score <sup>2</sup>	Statewide			
							Number Taking Assessment	Number Passing Assessment	Statewide Pass Rate	Statewide Average Scaled Score
<b>EDTPA: SECONDARY MATHEMATICS (TPA0005)</b>  Test Company: E.S. Pearson* Score Range: 15-75	All enrolled students who have completed all nonclinical courses, 2022-23						2			
	Other enrolled students, 2022-23						13	7	54%	43
	All program completers, 2022-23	1				40	48	42	88%	43
	All program completers, 2021-22	1				40	42	41	98%	43
	All program completers, 2020-21						59	59	100%	43
<b>EDTPA: SECONDARY SCIENCE (TPA0006)</b>  Test Company: E.S. Pearson* Score Range: 15-75	All enrolled students who have completed all nonclinical courses, 2022-23						10	10	100%	44
	Other enrolled students, 2022-23						1			
	All program completers, 2022-23	2				40	62	62	100%	47
	All program completers, 2021-22	2				40	45	44	98%	48
	All program completers, 2020-21	2				40	47	47	100%	46
<b>EDTPA: SPECIAL EDUCATION (TPA0012)</b>  Test Company: E.S. Pearson* Score Range: 15-75	All enrolled students who have completed all nonclinical courses, 2022-23						27	27	100%	46
	Other enrolled students, 2022-23						25	24	96%	45
	All program completers, 2022-23	3				40	164	161	98%	45
	All program completers, 2021-22	2				40	133	133	100%	47
	All program completers, 2020-21	4				40	129	127	98%	47
<b>EDTPA: VISUAL ARTS (TPA0015)</b>  Test Company: E.S. Pearson* Score Range: 15-75	All enrolled students who have completed all nonclinical courses, 2022-23						1			
	Other enrolled students, 2022-23						1			
	All program completers, 2022-23	1				40	39	39	100%	52
	All program completers, 2021-22	1				40	24	24	100%	52
	All program completers, 2020-21						32	32	100%	51

Single Assessment Institution-Level Pass Rate Data: Traditional Teacher Preparation Program Within IHE

	<b>HEOA - Title II 2022 - 2023 Academic Year</b>
	Lipscomb University
	1161
	Tennessee

April 5, 2024

Assessment Information <sup>1</sup>	Group	Number Taking Assessment	Number Passing Assessment	Institutional Pass Rate	Institutional Average Scaled Score	Assessment Cut Score <sup>2</sup>	Statewide			
							Number Taking Assessment	Number Passing Assessment	Statewide Pass Rate	Statewide Average Scaled Score
<b>EDTPA: WORLD LANGUAGES (TPA0020)</b>  Test Company: E.S. Pearson* Score Range: 13-65	All enrolled students who have completed all nonclinical courses, 2022-23									
	Other enrolled students, 2022-23						1			
	All program completers, 2022-23	3				35	12	12	100%	38
	All program completers, 2021-22						4			
	All program completers, 2020-21						7			
<b>MATHEMATICS (MIDDLE GRADES AND EARLY SECONDARY) (ESP0105)</b>  Test Company: E.S. Pearson* Score Range: 100-300	All enrolled students who have completed all nonclinical courses, 2022-23						1			
	Other enrolled students, 2022-23						4			
	All program completers, 2022-23						4			
	All program completers, 2021-22						3			
	All program completers, 2020-21	1				220	1			
<b>MATHEMATICS (ESP0304)</b>  Test Company: E.S. Pearson* Score Range: 100-300	All enrolled students who have completed all nonclinical courses, 2022-23									
	Other enrolled students, 2022-23						3			
	All program completers, 2022-23						15	13	87%	231
	All program completers, 2021-22						11	10	91%	233
	All program completers, 2020-21						22	22	100%	245


Note: In cases where there are less than ten students taking the assessment or license/certificate, the number passing and pass rate are not reported.

<sup>1</sup>Tests with multiple delivery options (computer, paper, etc.) will be noted with the assessment code for one format only.

<sup>2</sup>Cut scores may vary for groups depending upon when the cut scores are established by the state and when each group completed their teacher certification or licensure assessment.


\*Questions regarding tests listed by this testing company must be addressed to your state Title II Coordinator.

Single Assessment Institution-Level Pass Rate Data: Alternative Teacher Preparation Program Within IHE


		<b>HEOA - Title II 2022 - 2023 Academic Year</b>								
Institution Name		Lipscomb University								
Institution Code		1161								
State		Tennessee								
		Statewide								
Assessment Information <sup>1</sup>	Group	Number Taking Assessment	Number Passing Assessment	Institutional Pass Rate	Institutional Average Scaled Score	Assessment Cut Score <sup>2</sup>	Number Taking Assessment	Number Passing Assessment	Statewide Pass Rate	Statewide Average Scaled Score
<b>AGRICULTURE (5701)</b>  Test Company: ETS Score Range: 100-200	All enrolled students who have completed all nonclinical courses, 2022-23									
	Other enrolled students, 2022-23						2			
	All program completers, 2022-23						8			
	All program completers, 2021-22						5			
	All program completers, 2020-21						3			
<b>AMERICAN SIGN LANGUAGE PROFICIENCY INTERVIEW ASLPI (0634)</b>  Test Company: ETS Score Range: 100-200	All enrolled students who have completed all nonclinical courses, 2022-23									
	Other enrolled students, 2022-23									
	All program completers, 2022-23						1			
	All program completers, 2021-22									
	All program completers, 2020-21						1			
<b>ART CONTENT AND ANALYSIS (5135)</b>  Test Company: ETS Score Range: 100-200	All enrolled students who have completed all nonclinical courses, 2022-23						3			
	Other enrolled students, 2022-23	1				161	15	13	87%	168
	All program completers, 2022-23						17	17	100%	172
	All program completers, 2021-22	4				161	11	10	91%	170
	All program completers, 2020-21	4				161	15	15	100%	173
<b>BIOLOGY CONTENT KNOWLEDGE (0235)</b>  Test Company: ETS Score Range: 100-200	All enrolled students who have completed all nonclinical courses, 2022-23						6			
	Other enrolled students, 2022-23	7				148	32	30	94%	158
	All program completers, 2022-23	7				148	48	47	98%	162
	All program completers, 2021-22	8				148	29	29	100%	162
	All program completers, 2020-21	7				148	41	40	98%	164



Single Assessment Institution-Level Pass Rate Data: Alternative Teacher Preparation Program Within IHE


		<b>HEOA - Title II 2022 - 2023 Academic Year</b>					April 5, 2024					
<b>Institution Name</b>		Lipscomb University										
<b>Institution Code</b>		1161										
<b>State</b>		Tennessee										
								<b>Statewide</b>				
<b>Assessment Information1</b>		<b>Group</b>		<b>Number Taking Assessment</b>	<b>Number Passing Assessment</b>	<b>Institutional Pass Rate</b>	<b>Institutional Average Scaled Score</b>	<b>Assessment Cut Score2</b>	<b>Number Taking Assessment</b>	<b>Number Passing Assessment</b>	<b>Statewide Pass Rate</b>	<b>Statewide Average Scaled Score</b>
<b>BIOLOGY (5236)</b>  Test Company: ETS Score Range: 100-200	All enrolled students who have completed all nonclinical courses, 2022-23											
	Other enrolled students, 2022-23								1			
	All program completers, 2022-23											
	All program completers, 2021-22											
	All program completers, 2020-21											
<b>BUSINESS ED CONTENT KNOWLEDGE (5101)</b>  Test Company: ETS Score Range: 100-200	All enrolled students who have completed all nonclinical courses, 2022-23								2			
	Other enrolled students, 2022-23								16	15	94%	168
	All program completers, 2022-23								17	17	100%	171
	All program completers, 2021-22								14	14	100%	171
	All program completers, 2020-21			2				154	23	23	100%	169
<b>CHEMISTRY CONTENT KNOWLEDGE (0245)</b>  Test Company: ETS Score Range: 100-200	All enrolled students who have completed all nonclinical courses, 2022-23								2			
	Other enrolled students, 2022-23			5				152	7			
	All program completers, 2022-23			5				152	16	15	94%	169
	All program completers, 2021-22			1				152	5			
	All program completers, 2020-21			1				152	20	20	100%	171
<b>EARLY CHILDHOOD EDUCATION (5025)</b>  Test Company: ETS Score Range: 100-200	All enrolled students who have completed all nonclinical courses, 2022-23								8			
	Other enrolled students, 2022-23			17	17	100%	170	156	37	36	97%	169
	All program completers, 2022-23			5				156	17	15	88%	164
	All program completers, 2021-22			1				156	10	10	100%	176
	All program completers, 2020-21								3			

Single Assessment Institution-Level Pass Rate Data: Alternative Teacher Preparation Program Within IHE


		HEOA - Title II 2022 - 2023 Academic Year								
Institution Name		Lipscomb University								
Institution Code		1161								
State		Tennessee								
							Statewide			
Assessment Information <sup>1</sup>	Group	Number Taking Assessment	Number Passing Assessment	Institutional Pass Rate	Institutional Average Scaled Score	Assessment Cut Score <sup>2</sup>	Number Taking Assessment	Number Passing Assessment	Statewide Pass Rate	Statewide Average Scaled Score
EARTH AND SPACE SCIENCES - CK (5571)  Test Company: ETS Score Range: 100-200	All enrolled students who have completed all nonclinical courses, 2022-23									
	Other enrolled students, 2022-23						1			
	All program completers, 2022-23									
	All program completers, 2021-22									
	All program completers, 2020-21						1			
ECONOMICS (5911)  Test Company: ETS Score Range: 100-200	All enrolled students who have completed all nonclinical courses, 2022-23						1			
	Other enrolled students, 2022-23						1			
	All program completers, 2022-23						5			
	All program completers, 2021-22									
	All program completers, 2020-21									
EDUCATION OF YOUNG CHILDREN (5024)  Test Company: ETS Score Range: 100-200	All enrolled students who have completed all nonclinical courses, 2022-23						1			
	Other enrolled students, 2022-23	6				160	16	11	69%	164
	All program completers, 2022-23	4				160	14	11	79%	164
	All program completers, 2021-22	1				160	9			
	All program completers, 2020-21	4				160	8			
ELEM ED CONTENT KNOWLEDGE (5018)  Test Company: ETS Score Range: 100-200	All enrolled students who have completed all nonclinical courses, 2022-23									
	Other enrolled students, 2022-23									
	All program completers, 2022-23									
	All program completers, 2021-22	1				163	14	10	71%	164
	All program completers, 2020-21	18	18	100%	175	163	52	52	100%	173

April 5, 2024


Single Assessment Institution-Level Pass Rate Data: Alternative Teacher Preparation Program Within IHE

		<b>HEOA - Title II 2022 - 2023 Academic Year</b>												
Institution Name		Lipscomb University												
Institution Code		1161												
State		Tennessee												
							April 5, 2024							
Assessment Information <sup>1</sup>		Group		Number Taking Assessment	Number Passing Assessment	Institutional Pass Rate	Institutional Average Scaled Score	Assessment Cut Score <sup>2</sup>	Statewide					
									Number Taking Assessment	Number Passing Assessment	Statewide Pass Rate	Statewide Average Scaled Score		
<b>ELEM ED CURR INSTRUC ASSESSMENT (5017)</b>  Test Company: ETS Score Range: 100-200		All enrolled students who have completed all nonclinical courses, 2022-23												
		Other enrolled students, 2022-23												
		All program completers, 2022-23												
		All program completers, 2021-22								3				
		All program completers, 2020-21		1					153	6				
<b>ELEM ED MULTI SUBJ MATHEMATICS (5003)</b>  Test Company: ETS Score Range: 100-200		All enrolled students who have completed all nonclinical courses, 2022-23							29	25	86%	170		
		Other enrolled students, 2022-23		74	72	97%	177	157	201	185	92%	174		
		All program completers, 2022-23		24	24	100%	181	157	110	106	96%	175		
		All program completers, 2021-22		15	15	100%	179	157	61	58	95%	175		
		All program completers, 2020-21		7				157	37	37	100%	179		
<b>ELEM ED MULTI SUBJ READING LANG ARTS (5002)</b>  Test Company: ETS Score Range: 100-200		All enrolled students who have completed all nonclinical courses, 2022-23							29	25	86%	170		
		Other enrolled students, 2022-23		76	75	99%	174	157	206	194	94%	172		
		All program completers, 2022-23		24	24	100%	178	157	110	108	98%	173		
		All program completers, 2021-22		15	15	100%	174	157	61	60	98%	173		
		All program completers, 2020-21		7				157	37	37	100%	176		
<b>ELEM ED MULTI SUBJ SCIENCES (5005)</b>  Test Company: ETS Score Range: 100-200		All enrolled students who have completed all nonclinical courses, 2022-23							29	26	90%	172		
		Other enrolled students, 2022-23		76	74	97%	176	159	205	190	93%	173		
		All program completers, 2022-23		24	24	100%	175	159	110	107	97%	172		
		All program completers, 2021-22		15	15	100%	177	159	60	59	98%	174		
		All program completers, 2020-21		7				159	37	37	100%	173		


Single Assessment Institution-Level Pass Rate Data: Alternative Teacher Preparation Program Within IHE

		<b>HEOA - Title II 2022 - 2023 Academic Year</b>									
Institution Name		Lipscomb University									
Institution Code		1161									
State		Tennessee									
								April 5, 2024			
								Statewide			
Assessment Information <sup>1</sup>		Group	Number Taking Assessment	Number Passing Assessment	Institutional Pass Rate	Institutional Average Scaled Score	Assessment Cut Score <sup>2</sup>	Number Taking Assessment	Number Passing Assessment	Statewide Pass Rate	Statewide Average Scaled Score
<b>ELEM ED MULTI SUBJ SOCIAL STUDIES (5004)</b>  Test Company: ETS Score Range: 100-200	All enrolled students who have completed all nonclinical courses, 2022-23							29	26	90%	170
	Other enrolled students, 2022-23		75	74	99%	176	155	203	191	94%	173
	All program completers, 2022-23		24	24	100%	174	155	110	107	97%	170
	All program completers, 2021-22		15	15	100%	174	155	60	58	97%	171
	All program completers, 2020-21		7				155	37	37	100%	174
<b>ENGLISH LANGUAGE ARTS: CK (5038)</b>  Test Company: ETS Score Range: 100-200	All enrolled students who have completed all nonclinical courses, 2022-23							11	10	91%	174
	Other enrolled students, 2022-23		27	27	100%	180	167	93	87	94%	178
	All program completers, 2022-23		19	19	100%	181	167	80	78	98%	179
	All program completers, 2021-22		11	11	100%	177	167	43	43	100%	178
	All program completers, 2020-21		11	11	100%	181	167	57	57	100%	181
<b>ENGLISH TO SPEAKERS OF OTHER LANGUAGES (5362)</b>  Test Company: ETS Score Range: 100-200	All enrolled students who have completed all nonclinical courses, 2022-23							9			
	Other enrolled students, 2022-23		19	19	100%	182	155	59	57	97%	175
	All program completers, 2022-23		6				155	37	37	100%	173
	All program completers, 2021-22		14	14	100%	174	155	28	28	100%	175
	All program completers, 2020-21		12	12	100%	174	155	33	33	100%	174
<b>FAMILY AND CONSUMER SCIENCES (5122)</b>  Test Company: ETS Score Range: 100-200	All enrolled students who have completed all nonclinical courses, 2022-23										
	Other enrolled students, 2022-23							3			
	All program completers, 2022-23							1			
	All program completers, 2021-22							1			
	All program completers, 2020-21							4			


Single Assessment Institution-Level Pass Rate Data: Alternative Teacher Preparation Program Within IHE

		<b>HEOA - Title II 2022 - 2023 Academic Year</b>								
<b>Institution Name</b>		Lipscomb University								
<b>Institution Code</b>		1161								
<b>State</b>		Tennessee								
							<i>April 5, 2024</i>			
Assessment Information <sup>1</sup>	Group	Number Taking Assessment	Number Passing Assessment	Institutional Pass Rate	Institutional Average Scaled Score	Assessment Cut Score <sup>2</sup>	Statewide			
							Number Taking Assessment	Number Passing Assessment	Statewide Pass Rate	Statewide Average Scaled Score
<b>FRENCH WORLD LANGUAGE (5174)</b>  Test Company: ETS Score Range: 100-200	All enrolled students who have completed all nonclinical courses, 2022-23									
	Other enrolled students, 2022-23						3			
	All program completers, 2022-23						3			
	All program completers, 2021-22	2				160	3			
	All program completers, 2020-21						3			
<b>GEOGRAPHY (5921)</b>  Test Company: ETS Score Range: 100-200	All enrolled students who have completed all nonclinical courses, 2022-23									
	Other enrolled students, 2022-23									
	All program completers, 2022-23						1			
	All program completers, 2021-22									
	All program completers, 2020-21									
<b>GERMAN WORLD LANGUAGE (5183)</b>  Test Company: ETS Score Range: 100-200	All enrolled students who have completed all nonclinical courses, 2022-23									
	Other enrolled students, 2022-23						2			
	All program completers, 2022-23									
	All program completers, 2021-22									
	All program completers, 2020-21						1			
<b>GOVERNMENT POLITICAL SCIENCE (5931)</b>  Test Company: ETS Score Range: 100-200	All enrolled students who have completed all nonclinical courses, 2022-23						1			
	Other enrolled students, 2022-23						5			
	All program completers, 2022-23						2			
	All program completers, 2021-22						2			
	All program completers, 2020-21						2			

Single Assessment Institution-Level Pass Rate Data: Alternative Teacher Preparation Program Within IHE


		<b>HEOA - Title II 2022 - 2023 Academic Year</b>					April 5, 2024				
<b>Institution Name</b>		Lipscomb University									
<b>Institution Code</b>		1161									
<b>State</b>		Tennessee									
<b>Assessment Information1</b>							<b>Statewide</b>				
<b>Group</b>		<b>Number Taking Assessment</b>	<b>Number Passing Assessment</b>	<b>Institutional Pass Rate</b>	<b>Institutional Average Scaled Score</b>	<b>Assessment Cut Score2</b>	<b>Number Taking Assessment</b>	<b>Number Passing Assessment</b>	<b>Statewide Pass Rate</b>	<b>Statewide Average Scaled Score</b>	
<b>HEALTH EDUCATION (5551)</b>  Test Company: ETS Score Range: 100-200	All enrolled students who have completed all nonclinical courses, 2022-23						2				
	Other enrolled students, 2022-23	1				144	5				
	All program completers, 2022-23	1				144	8				
	All program completers, 2021-22						2				
	All program completers, 2020-21						3				
<b>LATIN (5601)</b>  Test Company: ETS Score Range: 100-200	All enrolled students who have completed all nonclinical courses, 2022-23										
	Other enrolled students, 2022-23						1				
	All program completers, 2022-23						2				
	All program completers, 2021-22										
	All program completers, 2020-21	1				148	1				
<b>LIBRARY MEDIA SPECIALIST (5311)</b>  Test Company: ETS Score Range: 100-200	All enrolled students who have completed all nonclinical courses, 2022-23										
	Other enrolled students, 2022-23						8				
	All program completers, 2022-23						9				
	All program completers, 2021-22						5				
	All program completers, 2020-21						3				
<b>MARKETING EDUCATION (5561)</b>  Test Company: ETS Score Range: 100-200	All enrolled students who have completed all nonclinical courses, 2022-23										
	Other enrolled students, 2022-23	1				169	2				
	All program completers, 2022-23	2				169	2				
	All program completers, 2021-22	1				169	2				
	All program completers, 2020-21						2				

Single Assessment Institution-Level Pass Rate Data: Alternative Teacher Preparation Program Within IHE

		HEOA - Title II 2022 - 2023 Academic Year								
Institution Name		Lipscomb University								
Institution Code		1161								
State		Tennessee								
							Statewide			
Assessment Information <sup>1</sup>	Group	Number Taking Assessment	Number Passing Assessment	Institutional Pass Rate	Institutional Average Scaled Score	Assessment Cut Score <sup>2</sup>	Number Taking Assessment	Number Passing Assessment	Statewide Pass Rate	Statewide Average Scaled Score
MATHEMATICS CONTENT KNOWLEDGE (5161)  Test Company: ETS Score Range: 100-200	All enrolled students who have completed all nonclinical courses, 2022-23						4			
	Other enrolled students, 2022-23	1				160	16	12	75%	170
	All program completers, 2022-23	9				160	33	30	91%	172
	All program completers, 2021-22	6				160	23	21	91%	165
	All program completers, 2020-21	3				160	31	31	100%	169
MATHEMATICS (5165)  Test Company: ETS Score Range: 100-200	All enrolled students who have completed all nonclinical courses, 2022-23						3			
	Other enrolled students, 2022-23	11	11	100%	180	159	33	27	82%	168
	All program completers, 2022-23	1				159	5			
	All program completers, 2021-22									
	All program completers, 2020-21									
MIDDLE SCHOOL CONTENT KNOWLEDGE (5146)  Test Company: ETS Score Range: 100-200	All enrolled students who have completed all nonclinical courses, 2022-23									
	Other enrolled students, 2022-23									
	All program completers, 2022-23									
	All program completers, 2021-22									
	All program completers, 2020-21						1			
MIDDLE SCHOOL ENG LANG ARTS (5047)  Test Company: ETS Score Range: 100-200	All enrolled students who have completed all nonclinical courses, 2022-23									
	Other enrolled students, 2022-23	5				164	9			
	All program completers, 2022-23	4				164	8			
	All program completers, 2021-22	2				164	2			
	All program completers, 2020-21						2			


April 5, 2024

Single Assessment Institution-Level Pass Rate Data: Alternative Teacher Preparation Program Within IHE


		HEOA - Title II 2022 - 2023 Academic Year								
Institution Name		Lipscomb University								
Institution Code		1161								
State		Tennessee								
							April 5, 2024			
Assessment Information <sup>1</sup>	Group	Number Taking Assessment	Number Passing Assessment	Institutional Pass Rate	Institutional Average Scaled Score	Assessment Cut Score <sup>2</sup>	Statewide			
							Number Taking Assessment	Number Passing Assessment	Statewide Pass Rate	Statewide Average Scaled Score
MIDDLE SCHOOL MATHEMATICS (5164)  Test Company: ETS Score Range: 100-200	All enrolled students who have completed all nonclinical courses, 2022-23									
	Other enrolled students, 2022-23	1				157	14	14	100%	171
	All program completers, 2022-23									
	All program completers, 2021-22									
	All program completers, 2020-21									
MIDDLE SCHOOL MATHEMATICS (5169)  Test Company: ETS Score Range: 100-200	All enrolled students who have completed all nonclinical courses, 2022-23						2			
	Other enrolled students, 2022-23	5				165	9			
	All program completers, 2022-23	15	15	100%	176	165	27	27	100%	174
	All program completers, 2021-22	2				165	12	12	100%	174
	All program completers, 2020-21	3				165	15	15	100%	178
MIDDLE SCHOOL SCIENCE (5440)  Test Company: ETS Score Range: 100-200	All enrolled students who have completed all nonclinical courses, 2022-23						1			
	Other enrolled students, 2022-23	1				150	1			
	All program completers, 2022-23	3				150	11	11	100%	164
	All program completers, 2021-22	3				150	5			
	All program completers, 2020-21	2				150	7			
MIDDLE SCHOOL SCIENCE (5442)  Test Company: ETS Score Range: 100-200	All enrolled students who have completed all nonclinical courses, 2022-23									
	Other enrolled students, 2022-23	1				152	12	12	100%	163
	All program completers, 2022-23						6			
	All program completers, 2021-22									
	All program completers, 2020-21									




Single Assessment Institution-Level Pass Rate Data: Alternative Teacher Preparation Program Within IHE

		<b>HEOA - Title II 2022 - 2023 Academic Year</b>								
Institution Name		Lipscomb University								
Institution Code		1161								
State		Tennessee								
							April 5, 2024			
							Statewide			
Assessment Information <sup>1</sup>	Group	Number Taking Assessment	Number Passing Assessment	Institutional Pass Rate	Institutional Average Scaled Score	Assessment Cut Score <sup>2</sup>	Number Taking Assessment	Number Passing Assessment	Statewide Pass Rate	Statewide Average Scaled Score
<b>MIDDLE SCHOOL SOCIAL STUDIES (5089)</b>  Test Company: ETS Score Range: 100-200	All enrolled students who have completed all nonclinical courses, 2022-23						1			
	Other enrolled students, 2022-23	2				146	9			
	All program completers, 2022-23	3				146	6			
	All program completers, 2021-22	2				146	4			
	All program completers, 2020-21						2			
<b>MUSIC CONTENT &amp; INSTRUCTION (5114)</b>  Test Company: ETS Score Range: 100-200	All enrolled students who have completed all nonclinical courses, 2022-23						6			
	Other enrolled students, 2022-23						7			
	All program completers, 2022-23	1				162	6			
	All program completers, 2021-22	3				162	5			
	All program completers, 2020-21	1				162	4			
<b>PHYSICAL ED CONTENT AND DESIGN (5095)</b>  Test Company: ETS Score Range: 100-200	All enrolled students who have completed all nonclinical courses, 2022-23						8			
	Other enrolled students, 2022-23	2				169	27	21	78%	169
	All program completers, 2022-23	2				169	35	32	91%	172
	All program completers, 2021-22	1				169	9			
	All program completers, 2020-21						22	20	91%	172
<b>PHYSICAL ED CONTENT KNOWLEDGE (5091)</b>  Test Company: ETS Score Range: 100-200	All enrolled students who have completed all nonclinical courses, 2022-23									
	Other enrolled students, 2022-23						1			
	All program completers, 2022-23						1			
	All program completers, 2021-22									
	All program completers, 2020-21						1			


Single Assessment Institution-Level Pass Rate Data: Alternative Teacher Preparation Program Within IHE

		<b>HEOA - Title II 2022 - 2023 Academic Year</b>										
Institution Name		Lipscomb University										
Institution Code		1161										
State		Tennessee										
								April 5, 2024				
								Statewide				
Assessment Information <sup>1</sup>		Group	Number Taking Assessment	Number Passing Assessment	Institutional Pass Rate	Institutional Average Scaled Score	Assessment Cut Score <sup>2</sup>	Number Taking Assessment	Number Passing Assessment	Statewide Pass Rate	Statewide Average Scaled Score	
<b>PHYSICS CONTENT KNOWLEDGE (5265)</b>  Test Company: ETS Score Range: 100-200	All enrolled students who have completed all nonclinical courses, 2022-23											
	Other enrolled students, 2022-23											
	All program completers, 2022-23							1				
	All program completers, 2021-22			1				144	1			
	All program completers, 2020-21								4			
<b>PRINC LEARNING AND TEACHING 5-9 (5623)</b>  Test Company: ETS Score Range: 100-200	All enrolled students who have completed all nonclinical courses, 2022-23							1				
	Other enrolled students, 2022-23								3			
	All program completers, 2022-23			1				160	3			
	All program completers, 2021-22								7			
	All program completers, 2020-21			4				160	34	31	91%	175
<b>PRINC LEARNING AND TEACHING 7-12 (5624)</b>  Test Company: ETS Score Range: 100-200	All enrolled students who have completed all nonclinical courses, 2022-23							3				
	Other enrolled students, 2022-23			1				157	15	13	87%	172
	All program completers, 2022-23			1				157	34	28	82%	171
	All program completers, 2021-22			1				157	84	77	92%	171
	All program completers, 2020-21			17	17	100%	182	157	217	212	98%	176
<b>PRINC LEARNING AND TEACHING EARLY CHILD (5621)</b>  Test Company: ETS Score Range: 100-200	All enrolled students who have completed all nonclinical courses, 2022-23											
	Other enrolled students, 2022-23			1				157	1			
	All program completers, 2022-23			3				157	5			
	All program completers, 2021-22								4			
	All program completers, 2020-21			5				157	11	11	100%	169


Single Assessment Institution-Level Pass Rate Data: Alternative Teacher Preparation Program Within IHE

		<b>HEOA - Title II 2022 - 2023 Academic Year</b>								
<b>Institution Name</b>		Lipscomb University								
<b>Institution Code</b>		1161								
<b>State</b>		Tennessee								
							<i>April 5, 2024</i>			
Assessment Information <sup>1</sup>	Group	Number Taking Assessment	Number Passing Assessment	Institutional Pass Rate	Institutional Average Scaled Score	Assessment Cut Score <sup>2</sup>	Statewide			
							Number Taking Assessment	Number Passing Assessment	Statewide Pass Rate	Statewide Average Scaled Score
<b>PRINC LEARNING AND TEACHING K-6 (5622)</b>  Test Company: ETS Score Range: 100-200	All enrolled students who have completed all nonclinical courses, 2022-23						3			
	Other enrolled students, 2022-23	1				160	13	7	54%	162
	All program completers, 2022-23						14	14	100%	177
	All program completers, 2021-22	1				160	19	18	95%	175
	All program completers, 2020-21	7				160	80	79	99%	176
<b>PSYCHOLOGY (5391)</b>  Test Company: ETS Score Range: 100-200	All enrolled students who have completed all nonclinical courses, 2022-23									
	Other enrolled students, 2022-23						3			
	All program completers, 2022-23									
	All program completers, 2021-22						2			
	All program completers, 2020-21									
<b>SE CK AND MILD TO MODERATE APPL (5543)</b>  Test Company: ETS Score Range: 100-200	All enrolled students who have completed all nonclinical courses, 2022-23						8			
	Other enrolled students, 2022-23	116	114	98%	170	158	199	195	98%	169
	All program completers, 2022-23	23	23	100%	174	158	79	78	99%	170
	All program completers, 2021-22	39	39	100%	173	158	85	84	99%	171
	All program completers, 2020-21	22	22	100%	176	158	69	69	100%	170
<b>SE CK AND SEVERE TO PROF APPL (5545)</b>  Test Company: ETS Score Range: 100-200	All enrolled students who have completed all nonclinical courses, 2022-23						14	14	100%	168
	Other enrolled students, 2022-23	8				158	44	43	98%	173
	All program completers, 2022-23	4				158	36	36	100%	174
	All program completers, 2021-22	1				158	18	18	100%	176
	All program completers, 2020-21	1				158	8			


Single Assessment Institution-Level Pass Rate Data: Alternative Teacher Preparation Program Within IHE

		<b>HEOA - Title II 2022 - 2023 Academic Year</b>					April 5, 2024				
<b>Institution Name</b>		<b>Lipscomb University</b>									
<b>Institution Code</b>		<b>1161</b>									
<b>State</b>		<b>Tennessee</b>									
							<b>Statewide</b>				
<b>Assessment Information1</b>	<b>Group</b>	<b>Number Taking Assessment</b>	<b>Number Passing Assessment</b>	<b>Institutional Pass Rate</b>	<b>Institutional Average Scaled Score</b>	<b>Assessment Cut Score2</b>	<b>Number Taking Assessment</b>	<b>Number Passing Assessment</b>	<b>Statewide Pass Rate</b>	<b>Statewide Average Scaled Score</b>	
<b>SE CORE KNOWLEDGE &amp; APPLICATIONS (5354)</b>  Test Company: ETS Score Range: 100-200	All enrolled students who have completed all nonclinical courses, 2022-23										
	Other enrolled students, 2022-23						2				
	All program completers, 2022-23						2				
	All program completers, 2021-22						1				
	All program completers, 2020-21										
<b>SE: PRESCHOOL EARLY CHILDHOOD (5691)</b>  Test Company: ETS Score Range: 100-200	All enrolled students who have completed all nonclinical courses, 2022-23										
	Other enrolled students, 2022-23	10	10	100%	173	159	16	15	94%	171	
	All program completers, 2022-23	1				159	3				
	All program completers, 2021-22						1				
	All program completers, 2020-21										
<b>SOCIOLOGY (5952)</b>  Test Company: ETS Score Range: 100-200	All enrolled students who have completed all nonclinical courses, 2022-23										
	Other enrolled students, 2022-23						1				
	All program completers, 2022-23										
	All program completers, 2021-22						1				
	All program completers, 2020-21										
<b>SPANISH WORLD LANGUAGE (5195)</b>  Test Company: ETS Score Range: 100-200	All enrolled students who have completed all nonclinical courses, 2022-23						4				
	Other enrolled students, 2022-23	2				163	22	18	82%	172	
	All program completers, 2022-23	4				163	18	15	83%	171	
	All program completers, 2021-22	1				163	3				
	All program completers, 2020-21	4				163	21	17	81%	169	


Single Assessment Institution-Level Pass Rate Data: Alternative Teacher Preparation Program Within IHE

		<b>HEOA - Title II 2022 - 2023 Academic Year</b>										
Institution Name		Lipscomb University										
Institution Code		1161										
State		Tennessee										
							April 5, 2024					
Assessment Information <sup>1</sup>		Group		Number Taking Assessment	Number Passing Assessment	Institutional Pass Rate	Institutional Average Scaled Score	Assessment Cut Score <sup>2</sup>	Statewide			
									Number Taking Assessment	Number Passing Assessment	Statewide Pass Rate	Statewide Average Scaled Score
<b>SPEECH COMMUNICATION: CK (5221)</b>  Test Company: ETS Score Range: 100-200	All enrolled students who have completed all nonclinical courses, 2022-23								1			
	Other enrolled students, 2022-23											
	All program completers, 2022-23											
	All program completers, 2021-22											
	All program completers, 2020-21											
<b>TEACHING READING: ELEM EDUCATION (5203)</b>  Test Company: ETS Score Range: 100-200	All enrolled students who have completed all nonclinical courses, 2022-23											
	Other enrolled students, 2022-23								3			
	All program completers, 2022-23								5			
	All program completers, 2021-22		4					162	21	20	95%	174
	All program completers, 2020-21		26	26	100%	178	162	85	85	100%	175	
<b>TEACHING READING: ELEMENTARY (5205)</b>  Test Company: ETS Score Range: 100-200	All enrolled students who have completed all nonclinical courses, 2022-23							38	29	76%	164	
	Other enrolled students, 2022-23		68	42	62%	163	159	153	100	65%	163	
	All program completers, 2022-23		73	73	100%	171	159	250	226	90%	168	
	All program completers, 2021-22		57	57	100%	171	159	162	154	95%	169	
	All program completers, 2020-21		27	27	100%	171	159	113	105	93%	168	
<b>THEATRE (5641)</b>  Test Company: ETS Score Range: 100-200	All enrolled students who have completed all nonclinical courses, 2022-23							1				
	Other enrolled students, 2022-23		1				159	6				
	All program completers, 2022-23							5				
	All program completers, 2021-22		1				159	3				
	All program completers, 2020-21							2				


Single Assessment Institution-Level Pass Rate Data: Alternative Teacher Preparation Program Within IHE

		<b>HEOA - Title II 2022 - 2023 Academic Year</b>					<i>April 5, 2024</i>				
<b>Institution Name</b>		<b>Lipscomb University</b>									
<b>Institution Code</b>		<b>1161</b>									
<b>State</b>		<b>Tennessee</b>									
								<b>Statewide</b>			
<b>Assessment Information1</b>	<b>Group</b>	<b>Number Taking Assessment</b>	<b>Number Passing Assessment</b>	<b>Institutional Pass Rate</b>	<b>Institutional Average Scaled Score</b>	<b>Assessment Cut Score2</b>	<b>Number Taking Assessment</b>	<b>Number Passing Assessment</b>	<b>Statewide Pass Rate</b>	<b>Statewide Average Scaled Score</b>	
<b>WORLD AND U.S. HISTORY CK (5941)</b>  <i>Test Company: ETS</i> <i>Score Range: 100-200</i>	All enrolled students who have completed all nonclinical courses, 2022-23						7				
	Other enrolled students, 2022-23	5				157	51	40	78%	165	
	All program completers, 2022-23	2				157	40	36	90%	165	
	All program completers, 2021-22	6				157	34	32	94%	164	
	All program completers, 2020-21	4				157	29	28	97%	167	
<b>EDTPA: AGRICULTURAL EDUCATION (TPA0100)</b>  <i>Test Company: E.S. Pearson*</i> <i>Score Range: 15-75</i>	All enrolled students who have completed all nonclinical courses, 2022-23										
	Other enrolled students, 2022-23										
	All program completers, 2022-23						2				
	All program completers, 2021-22						4				
	All program completers, 2020-21										
<b>EDTPA: BUSINESS EDUCATION (TPA0102)</b>  <i>Test Company: E.S. Pearson*</i> <i>Score Range: 15-75</i>	All enrolled students who have completed all nonclinical courses, 2022-23										
	Other enrolled students, 2022-23										
	All program completers, 2022-23						10	10	100%	47	
	All program completers, 2021-22	1				40	14	14	100%	43	
	All program completers, 2020-21	1				40	2				
<b>EDTPA: CLASSICAL LANGUAGES (TPA0104)</b>  <i>Test Company: E.S. Pearson*</i> <i>Score Range: 13-65</i>	All enrolled students who have completed all nonclinical courses, 2022-23										
	Other enrolled students, 2022-23										
	All program completers, 2022-23						2				
	All program completers, 2021-22										
	All program completers, 2020-21	1				35	1				

Single Assessment Institution-Level Pass Rate Data: Alternative Teacher Preparation Program Within IHE


		<b>HEOA - Title II 2022 - 2023 Academic Year</b>									
<b>Institution Name</b>		Lipscomb University									
<b>Institution Code</b>		1161									
<b>State</b>		Tennessee									
							April 5, 2024				
Assessment Information <sup>1</sup>		Group		Number Taking Assessment	Number Passing Assessment	Institutional Pass Rate	Institutional Average Scaled Score	Assessment Cut Score <sup>2</sup>	Statewide		Statewide Average Scaled Score
									Number Taking Assessment	Number Passing Assessment	
<b>EDTPA: EARLY CHILDHOOD (TPA0014)</b>  Test Company: E.S. Pearson* Score Range: 15-75	All enrolled students who have completed all nonclinical courses, 2022-23							1			
	Other enrolled students, 2022-23		1				40	1			
	All program completers, 2022-23		1				40	5			
	All program completers, 2021-22							3			
	All program completers, 2020-21							1			
<b>EDTPA: ELEM ED LITERACY WITH MATHEMATICS TASK 4 (TPA0110)</b>  Test Company: E.S. Pearson* Score Range: 18-90	All enrolled students who have completed all nonclinical courses, 2022-23							1			
	Other enrolled students, 2022-23										
	All program completers, 2022-23							2			
	All program completers, 2021-22							2			
	All program completers, 2020-21							1			
<b>EDTPA: ELEMENTARY LITERACY (TPA0001)</b>  Test Company: E.S. Pearson* Score Range: 15-75	All enrolled students who have completed all nonclinical courses, 2022-23							2			
	Other enrolled students, 2022-23		1				40	4			
	All program completers, 2022-23		4				40	32	29	91%	45
	All program completers, 2021-22		11	11	100%	46	40	30	30	100%	46
	All program completers, 2020-21		16	16	100%	46	40	25	24	96%	46
<b>EDTPA: ELEMENTARY MATHEMATICS (TPA0002)</b>  Test Company: E.S. Pearson* Score Range: 15-75	All enrolled students who have completed all nonclinical courses, 2022-23							1			
	Other enrolled students, 2022-23		2				40	3			
	All program completers, 2022-23							7			
	All program completers, 2021-22		2				40	23	23	100%	44
	All program completers, 2020-21							6			

Single Assessment Institution-Level Pass Rate Data: Alternative Teacher Preparation Program Within IHE


		<b>HEOA - Title II 2022 - 2023 Academic Year</b>					April 5, 2024				
<b>Institution Name</b>		Lipscomb University									
<b>Institution Code</b>		1161									
<b>State</b>		Tennessee									
							<b>Statewide</b>				
<b>Assessment Information1</b>	<b>Group</b>	<b>Number Taking Assessment</b>	<b>Number Passing Assessment</b>	<b>Institutional Pass Rate</b>	<b>Institutional Average Scaled Score</b>	<b>Assessment Cut Score2</b>	<b>Number Taking Assessment</b>	<b>Number Passing Assessment</b>	<b>Statewide Pass Rate</b>	<b>Statewide Average Scaled Score</b>	
EDTPA: ENGLISH AS AN ADDITIONAL LANGUAGE (TPA0115)  Test Company: E.S. Pearson* Score Range: 15-75	All enrolled students who have completed all nonclinical courses, 2022-23						2				
	Other enrolled students, 2022-23						1				
	All program completers, 2022-23	2				40	14	13	93%	47	
	All program completers, 2021-22	11	11	100%	48	40	21	21	100%	47	
	All program completers, 2020-21	4				40	14	14	100%	48	
EDTPA: HEALTH EDUCATION (TPA0119)  Test Company: E.S. Pearson* Score Range: 15-75	All enrolled students who have completed all nonclinical courses, 2022-23										
	Other enrolled students, 2022-23						2				
	All program completers, 2022-23	1				40	2				
	All program completers, 2021-22						1				
	All program completers, 2020-21										
EDTPA: K-12 PERFORMING ARTS (TPA0021)  Test Company: E.S. Pearson* Score Range: 15-75	All enrolled students who have completed all nonclinical courses, 2022-23										
	Other enrolled students, 2022-23						2				
	All program completers, 2022-23	1				40	6				
	All program completers, 2021-22	4				40	9				
	All program completers, 2020-21	1				40	3				
EDTPA: MIDDLE CHILDHOOD ENGLISH LANGUAGE ARTS (TPA0018)  Test Company: E.S. Pearson* Score Range: 15-75	All enrolled students who have completed all nonclinical courses, 2022-23										
	Other enrolled students, 2022-23	1				40	1				
	All program completers, 2022-23	3				40	4				
	All program completers, 2021-22	2				40	2				
	All program completers, 2020-21						1				




Single Assessment Institution-Level Pass Rate Data: Alternative Teacher Preparation Program Within IHE

		<b>HEOA - Title II 2022 - 2023 Academic Year</b>								
<b>Institution Name</b>		Lipscomb University								
<b>Institution Code</b>		1161								
<b>State</b>		Tennessee								
							<i>April 5, 2024</i>			
Assessment Information <sup>1</sup>	Group	Number Taking Assessment	Number Passing Assessment	Institutional Pass Rate	Institutional Average Scaled Score	Assessment Cut Score <sup>2</sup>	Statewide			
							Number Taking Assessment	Number Passing Assessment	Statewide Pass Rate	Statewide Average Scaled Score
<b>EDTPA: MIDDLE CHILDHOOD HISTORY-SOCIAL STUDIES (TPA0019)</b>  Test Company: E.S. Pearson* Score Range: 15-75	All enrolled students who have completed all nonclinical courses, 2022-23									
	Other enrolled students, 2022-23	2				40	2			
	All program completers, 2022-23	1				40	2			
	All program completers, 2021-22	2				40	2			
	All program completers, 2020-21									
<b>EDTPA: MIDDLE CHILDHOOD MATHEMATICS (TPA0016)</b>  Test Company: E.S. Pearson* Score Range: 15-75	All enrolled students who have completed all nonclinical courses, 2022-23									
	Other enrolled students, 2022-23	3				40	3			
	All program completers, 2022-23	14	14	100%	48	40	20	20	100%	46
	All program completers, 2021-22	3				40	9			
	All program completers, 2020-21	1				40	3			
<b>EDTPA: MIDDLE CHILDHOOD SCIENCE (TPA0017)</b>  Test Company: E.S. Pearson* Score Range: 15-75	All enrolled students who have completed all nonclinical courses, 2022-23						1			
	Other enrolled students, 2022-23									
	All program completers, 2022-23	1				40	3			
	All program completers, 2021-22	3				40	5			
	All program completers, 2020-21	2				40	3			
<b>EDTPA: PHYSICAL EDUCATION (TPA0011)</b>  Test Company: E.S. Pearson* Score Range: 15-75	All enrolled students who have completed all nonclinical courses, 2022-23						2			
	Other enrolled students, 2022-23						2			
	All program completers, 2022-23	2				40	10	6	60%	40
	All program completers, 2021-22						5			
	All program completers, 2020-21						9			


Single Assessment Institution-Level Pass Rate Data: Alternative Teacher Preparation Program Within IHE

		<b>HEOA - Title II 2022 - 2023 Academic Year</b>								
<b>Institution Name</b>		Lipscomb University								
<b>Institution Code</b>		1161								
<b>State</b>		Tennessee								
							<i>April 5, 2024</i>			
Assessment Information <sup>1</sup>	Group	Number Taking Assessment	Number Passing Assessment	Institutional Pass Rate	Institutional Average Scaled Score	Assessment Cut Score <sup>2</sup>	Statewide			
							Number Taking Assessment	Number Passing Assessment	Statewide Pass Rate	Statewide Average Scaled Score
EDTPA: SECONDARY ENGLISH LANGUAGE ARTS (TPA0003)  Test Company: E.S. Pearson* Score Range: 15-75	All enrolled students who have completed all nonclinical courses, 2022-23						2			
	Other enrolled students, 2022-23						2			
	All program completers, 2022-23	8				40	27	27	100%	49
	All program completers, 2021-22	10	10	100%	49	40	33	33	100%	48
	All program completers, 2020-21	6				40	14	14	100%	48
EDTPA: SECONDARY HISTORY-SOCIAL STUDIES (TPA0004)  Test Company: E.S. Pearson* Score Range: 15-75	All enrolled students who have completed all nonclinical courses, 2022-23						1			
	Other enrolled students, 2022-23									
	All program completers, 2022-23						17	17	100%	46
	All program completers, 2021-22	7				40	22	21	95%	44
	All program completers, 2020-21						11	11	100%	45
EDTPA: SECONDARY MATHEMATICS (TPA0005)  Test Company: E.S. Pearson* Score Range: 15-75	All enrolled students who have completed all nonclinical courses, 2022-23						2			
	Other enrolled students, 2022-23						1			
	All program completers, 2022-23	2				40	18	13	72%	42
	All program completers, 2021-22	6				40	20	18	90%	43
	All program completers, 2020-21	1				40	13	13	100%	43
EDTPA: SECONDARY SCIENCE (TPA0006)  Test Company: E.S. Pearson* Score Range: 15-75	All enrolled students who have completed all nonclinical courses, 2022-23						1			
	Other enrolled students, 2022-23	1				40	2			
	All program completers, 2022-23	5				40	21	18	86%	44
	All program completers, 2021-22	10	10	100%	47	40	27	27	100%	46
	All program completers, 2020-21	6				40	27	27	100%	48

Single Assessment Institution-Level Pass Rate Data: Alternative Teacher Preparation Program Within IHE

		<b>HEOA - Title II 2022 - 2023 Academic Year</b>					<i>April 5, 2024</i>				
<b>Institution Name</b>		<b>Lipscomb University</b>									
<b>Institution Code</b>		<b>1161</b>									
<b>State</b>		<b>Tennessee</b>									
							<b>Statewide</b>				
<b>Assessment Information1</b>	<b>Group</b>	<b>Number Taking Assessment</b>	<b>Number Passing Assessment</b>	<b>Institutional Pass Rate</b>	<b>Institutional Average Scaled Score</b>	<b>Assessment Cut Score2</b>	<b>Number Taking Assessment</b>	<b>Number Passing Assessment</b>	<b>Statewide Pass Rate</b>	<b>Statewide Average Scaled Score</b>	
<b>EDTPA: SPECIAL EDUCATION (TPA0012)</b>  <i>Test Company: E.S. Pearson*</i> <i>Score Range: 15-75</i>	All enrolled students who have completed all nonclinical courses, 2022-23						7				
	Other enrolled students, 2022-23	9				40	15	13	87%	44	
	All program completers, 2022-23	12	12	100%	47	40	62	58	94%	45	
	All program completers, 2021-22	36	36	100%	46	40	65	64	98%	45	
	All program completers, 2020-21	19	19	100%	46	40	29	28	97%	45	
<b>EDTPA: VISUAL ARTS (TPA0015)</b>  <i>Test Company: E.S. Pearson*</i> <i>Score Range: 15-75</i>	All enrolled students who have completed all nonclinical courses, 2022-23										
	Other enrolled students, 2022-23										
	All program completers, 2022-23						9				
	All program completers, 2021-22	4				40	8				
	All program completers, 2020-21	3				40	4				
<b>EDTPA: WORLD LANGUAGES (TPA0020)</b>  <i>Test Company: E.S. Pearson*</i> <i>Score Range: 13-65</i>	All enrolled students who have completed all nonclinical courses, 2022-23										
	Other enrolled students, 2022-23	1				35	3				
	All program completers, 2022-23	5				35	17	11	65%	37	
	All program completers, 2021-22	3				35	8				
	All program completers, 2020-21	1				35	10	10	100%	38	
<b>MATHEMATICS (MIDDLE GRADES AND EARLY SECONDARY) (ESP0105)</b>  <i>Test Company: E.S. Pearson*</i> <i>Score Range: 100-300</i>	All enrolled students who have completed all nonclinical courses, 2022-23						2				
	Other enrolled students, 2022-23	1				220	9				
	All program completers, 2022-23	1				220	2				
	All program completers, 2021-22	1				220	1				
	All program completers, 2020-21						1				

Single Assessment Institution-Level Pass Rate Data: Alternative Teacher Preparation Program Within IHE

		<p align="center"><b>HEOA - Title II 2022 - 2023 Academic Year</b></p>								
<b>Institution Name</b>		Lipscomb University								
<b>Institution Code</b>		1161								
<b>State</b>		Tennessee								
							<i>April 5, 2024</i>			
Assessment Information <sup>1</sup>	Group	Number Taking Assessment	Number Passing Assessment	Institutional Pass Rate	Institutional Average Scaled Score	Assessment Cut Score <sup>2</sup>	Statewide			
							Number Taking Assessment	Number Passing Assessment	Statewide Pass Rate	Statewide Average Scaled Score
<b>MATHEMATICS (ESP0304)</b>  Test Company: E.S. Pearson* Score Range: 100-300	All enrolled students who have completed all nonclinical courses, 2022-23									
	Other enrolled students, 2022-23	1				220	4			
	All program completers, 2022-23						9			
	All program completers, 2021-22						3			
	All program completers, 2020-21						11	11	100%	240

Note: In cases where there are less than ten students taking the assessment or license/certificate, the number passing and pass rate are not reported.

<sup>1</sup>Tests with multiple delivery options (computer, paper, etc.) will be noted with the assessment code for one format only.

<sup>2</sup>Cut scores may vary for groups depending upon when the cut scores are established by the state and when each group completed their teacher certification or licensure assessment.

\*Questions regarding tests listed by this testing company must be addressed to your state Title II Coordinator.